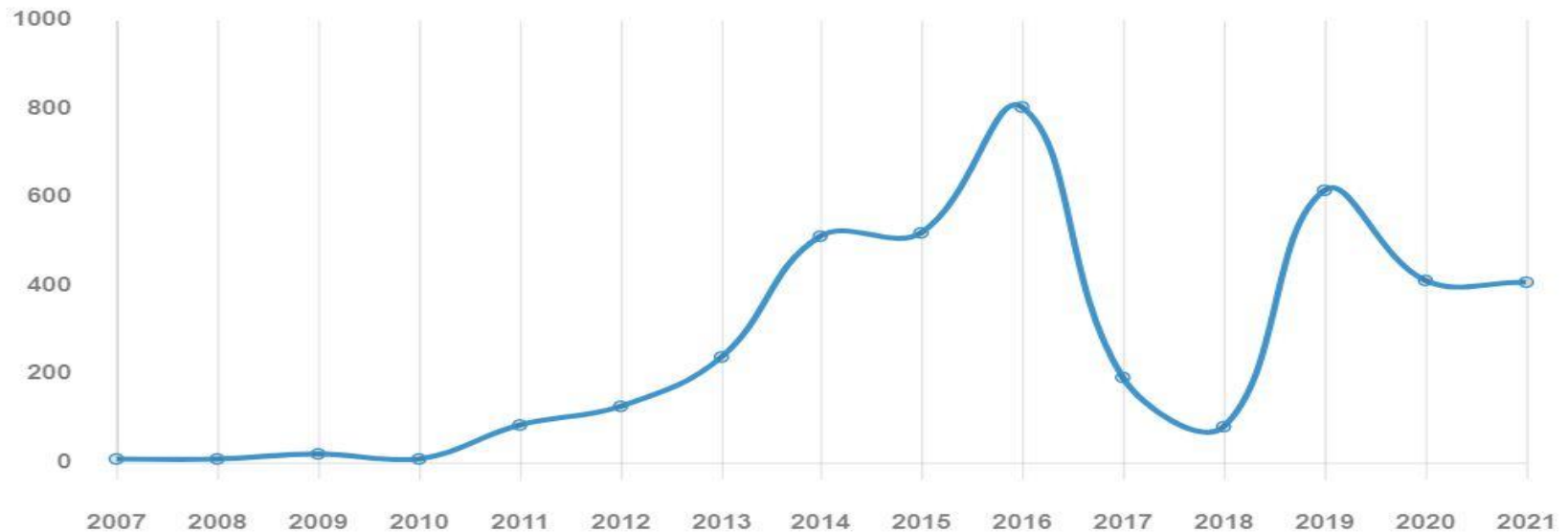


Jane T. Pilot

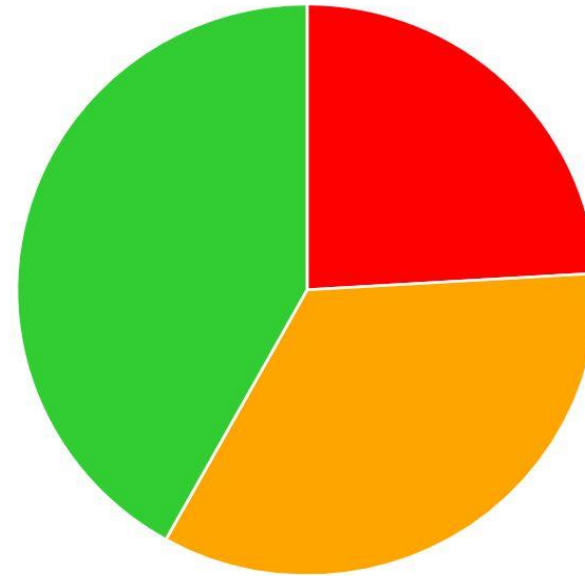
Logbook Flight Record Summaries

ACFT Model	TOTAL TIME		FUNCTION TIME							OPERATIONAL CONDITION					TO	LDG	
	Sectors	Hours	PIC	PICus	Co-Pilot	Dual	Instr.	Exam.	Relief	Night	IFR	Act.Inst	Sim.Inst	XC			-
145	1,167	1,573.8	1,300.2		273.5						374.0	99.0		1,573.7		639	637
C150	1	3.4	3.4								0.6			3.4		1	2
C152	275	435.0	435.0				2.5	428.9			10.0	4.9		86.6		68	80
C172	191	342.0	297.1				172.5	132.4			61.7	19.2	36.5	110.9		341	345
C182	3	2.0	2.0													4	4
C206	2	3.1	3.1					3.1								9	9
C208	1	0.5						0.5								1	1
CRJ	910	1,277.0			1,277.0						259.7	44.5		1,274.8		462	462
DA42	12	19.6					19.6				2.0	1.2	4.7	6.5		37	37
PA28	47	92.3	92.3				58.2	25.3			28.3	1.0	1.5	28.3		203	203
PA44	3	5.4	5.4				5.4						1.0			9	9
SR22	1	1.0	1.0									0.6					
TOTALS	2,613 sectors	3,755.1	2,139.5		1,550.5		261.8	586.6			736.3	170.4	43.7	3,084.3		1,774	1,789

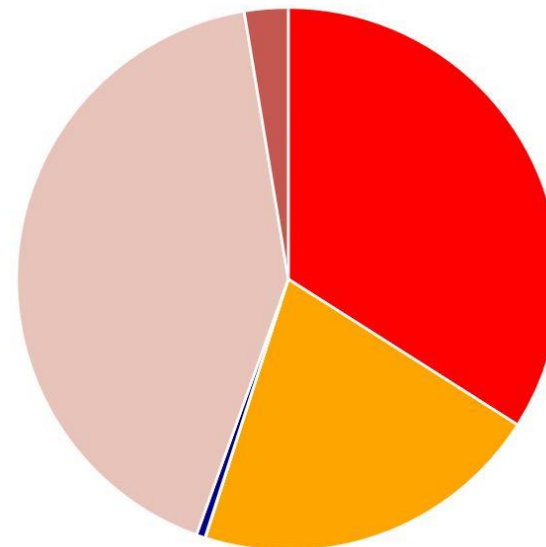


Logbook Flight Record Summaries

AIRCRAFT CATEGORY	TOTAL TIME	PCT
Other	904.3	24.08%
CL-65	1,277.0	34.01%
EMB145	1,573.8	41.91%
	3,755.1	100%



AIRCRAFT MAKE	TOTAL TIME	PCT
Canadair	1,277.0	34.01%
Cessna	786.0	20.93%
Cirrus	1.0	0.03%
Diamond	19.6	0.52%
Embraer	1,573.8	41.91%
Piper	97.7	2.60%
	3,755.1	100%



Logbook Simulator Summary Record

SIM MODEL	PIC	PICus	Co-Pilot	Dual	Instr.	Exam.	Relief	Total Time	
145	24.0		24.0	84.0				132.0	46%
AdvATD				3.5				3.5	1%
C172				73.1	22.7			95.8	34%
CRJ	2.0		10.0	36.0				48.0	17%
DA42				5.7				5.7	2%
5 models	26.0		34.0	202.3	22.7			285.0	100%

AIRCRAFT POWER	MICROLIGHT	GLIDER		BALLOON	ROTORCRAFT		AEROPLANE		TOTAL TIME	
			TMG		LAND	SEA	LAND	SEA		
Unpowered										
SE - Piston								99.3		99.3 34.8%
SE - Turboprop-shaft										
SE - Turbofan										
ME - Piston								5.7		5.7 2.0%
ME - Turboprop-shaft										
ME - Turbofan								180.0		180.0 63.2%
TOTALS								285.0		285.0 100.0%

Miscellaneous Reports



Flight Sectors

Top 20

Ranking	Departure Airfield	Arrival Airfield	<u># Sectors</u>	Last Flight
1	KOMN	KOMN	305	12/20/2014
2	KDAB	KDAB	165	06/21/2014
3	KRIC	KPHL	34	06/30/2021
4	KALB	KPHL	33	06/28/2021
5	CYUL	KPHL	32	09/01/2020
6	CYYZ	KPHL	32	01/08/2021
7	KFMY	KFMY	32	08/09/2011
8	KPHL	CYUL	32	08/31/2020
9	KPHL	CYYZ	31	01/06/2021
10	KPHL	KALB	31	06/27/2021
11	KPHL	KRIC	29	06/24/2021
12	KROC	KPHL	29	05/31/2021
13	KPHL	KMDT	28	03/29/2021
14	KCLE	KPHL	27	05/29/2020
15	KPHL	KCLE	26	03/26/2021
16	KMKE	KPHL	24	04/10/2021
17	KPHL	KPWM	24	03/02/2021
18	KPHL	KROC	24	04/18/2021
19	KMDT	KPHL	23	04/28/2021
20	KPHL	KGSO	22	05/05/2021

Miscellaneous Reports

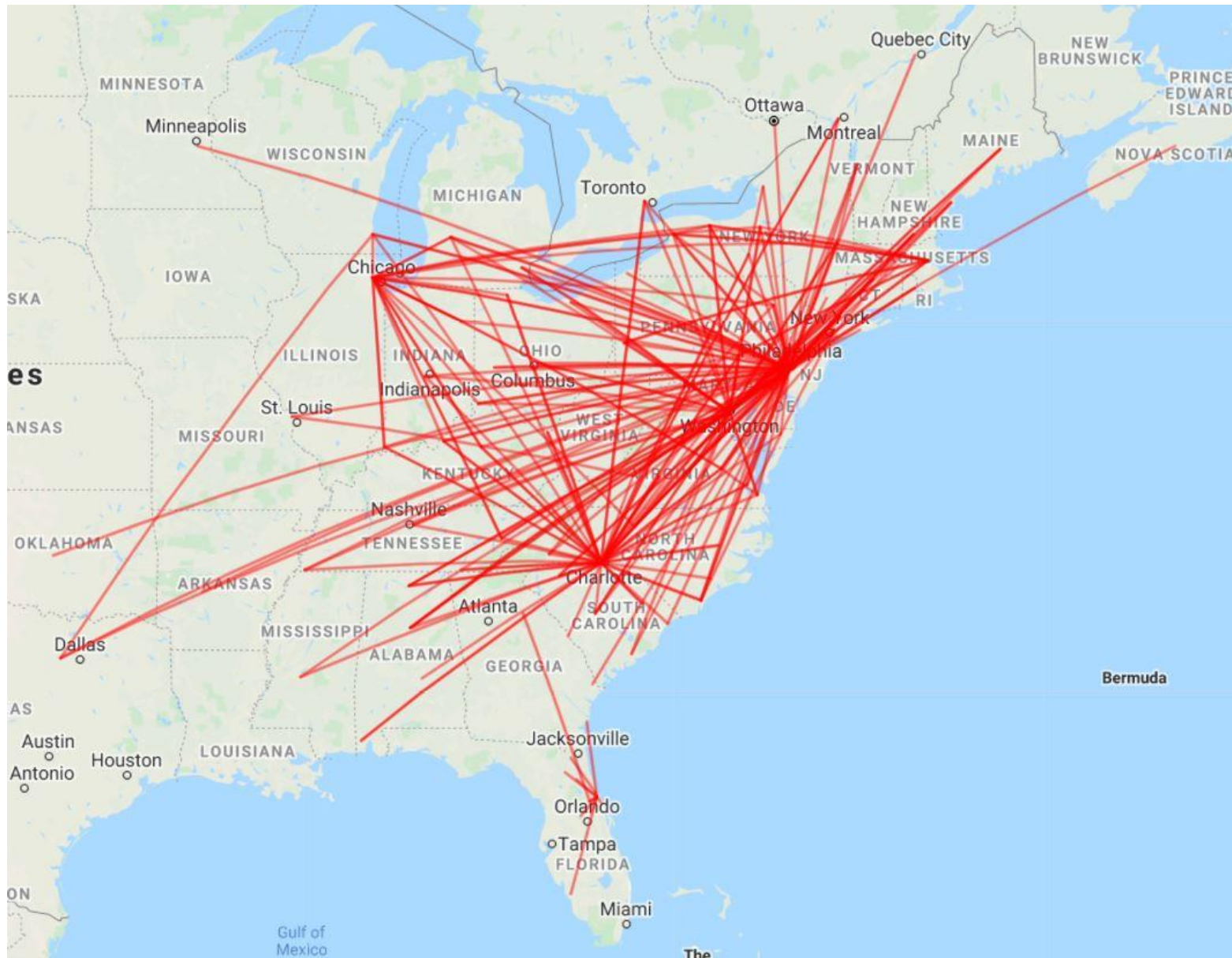


Destinations

Top 20

Ranking	Country	Airfield	# Sectors	Last Flight
1	United States	KOMN OMN	307	12/20/2014
2	United States	KDAB DAB	169	06/21/2014
3	United States	KCLT CLT	155	07/13/2021
4	United States	KDCA DCA	82	03/22/2021
5	United States	KROC ROC	43	05/31/2021
6	United States	KMDT MDT	41	06/08/2021
7	United States	KRIC RIC	39	06/30/2021
8	United States	KALB ALB	38	06/27/2021
9	Canada	CYUL YUL	36	08/31/2020
10	United States	KCAE CAE	35	06/04/2021
11	Canada	CYYZ YYZ	34	01/06/2021
12	United States	KFMY FMY	33	01/26/2012
13	United States	KGSO GSO	33	05/07/2021
14	United States	KMKE MKE	29	05/17/2021
15	United States	KCLE CLE	28	03/26/2021
16	United States	KBUF BUF	26	06/25/2021
17	United States	KPWM PWM	25	03/02/2021
18	United States	KORF ORF	23	12/14/2020
19	United States	KBOS BOS	20	02/18/2020
20	United States	KBWI BWI	20	03/17/2020

Miscellaneous Reports



Logbook Trivia

First logged training event	June 25, 2007
Tail Number of Airplane First Soloed	N495ER
First Day of Line Flying at an Airline	April 21, 2015
Most Flown Tail Number	N25362
Most Visited International City	CYUL- Montréal Trudeau Int'l